


Luminaire Photograph



Light Output Ratio:	61.3%	
Luminaire Power:	15.87 W	
SHR Nominal:	0.50	Calculated using the TM5
SHR Maximum:	0.55	fine grid method.

C Range: 0 - 360DEG
C Interval: 30.0DEG
Test Speed: HIGH
Temperature: 25.3 °C
Operators: zoe
Test Date: 2024-12-24

Range: 0 - 180DEG
Interval: 1.0DEG
Test System: EVERFINE GO-SPEX500_V1 SYSTEM V2.00.461
Humidity: 65.0%
Test Distance: 3.160m [K=1.0000]
Remarks: LAMP: NF2W757GRT-V4 Ra: 90
LENS: KY-XLZ148-24R
NOT DRIVER: 48V
30minutes warm-up

LUMINOUS INTENSITY DISTRIBUTION DIAGRAM

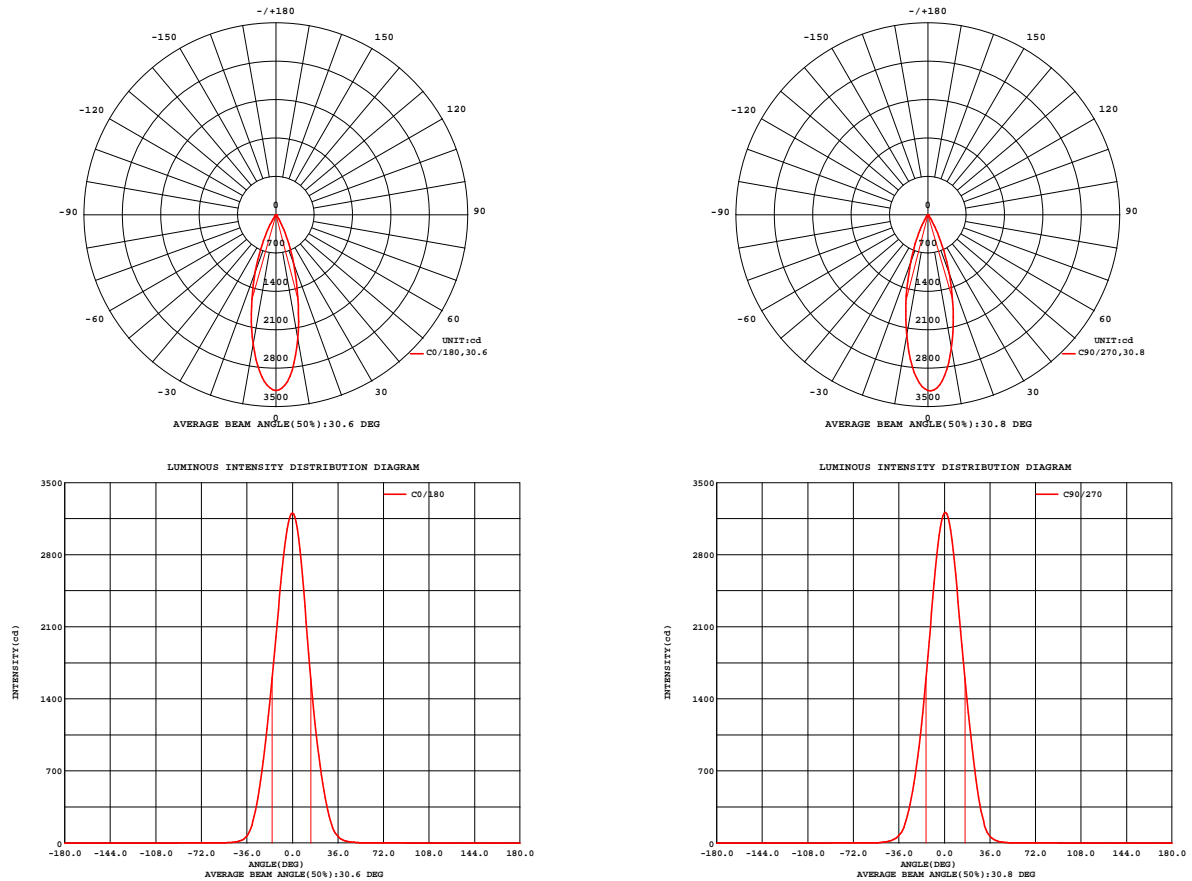


Fig. C0/C180

Fig. C90/C270

C Range: 0 - 360DEG
C Interval: 30.0DEG
Test Speed: HIGH
Temperature: 25.3 °C
Operators: zoe
Test Date: 2024-12-24

Range: 0 - 180DEG
Interval: 1.0DEG
Test System: EVERFINE GO-SPEX500_V1 SYSTEM V2.00.461
Humidity: 65.0%
Test Distance: 3.160m [K=1.0000]
Remarks: LAMP: NF2W757GRT-V4 Ra: 90
LENS: KY-XLZ148-24R
NOT DRIVER: 48V
30minutes warm-up

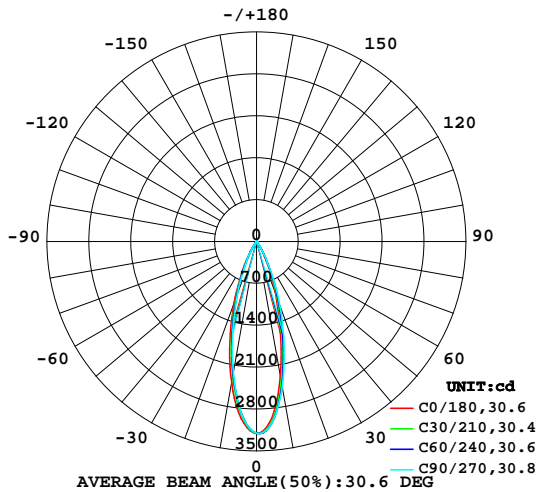
LUMINAIRE PHOTOMETRIC TEST REPORT

Test:U:47.997V I:0.3306A P:15.868W PF:1.0000 Freq:49.99Hz
Lamp Flux:1709.4x1 lm

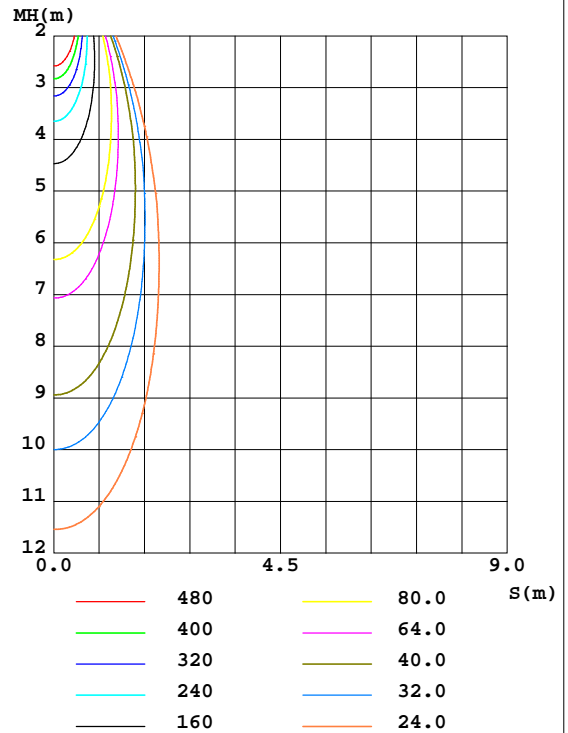
NAME: OZ48-KD-16	TYPE:	WEIGHT:
SPEC.: 3000K	DIM.:	SERIAL No.: 2412241505
MFR.: RISE	SUR.: 0.00413m2	Shielding Angle:

DATA OF LAMP		PHOTOMETRIC DATA Eff: 66.01 lm/W			
MODEL	Nichia	I _{max} (cd)	3212	S/MH(C0/180)	0.53
NOMINAL POWER(W)	16	LOR(%)	61.3	S/MH(C90/270)	0.48
RATED VOLTAGE(V)	48	TOTAL FLUX(lm)	1047.4	UP,DN(C0-180)	0.0,31.7
NOMINAL FLUX(lm)	1709.4	CIE CLASS	DIRECT	UP,DN(C180-360)	0.0,29.6
LAMPS INSIDE	1	up(%)	0.0	CIBSE SHR NOM	0.50
TEST VOLTAGE(V)	48	down(%)	61.3	CIBSE SHR MAX	0.55

LUMINOUS INTENSITY DISTRIBUTION DIAGRAM



C0 PLANE ISOLUX DIAGRAM (UNIT:lx)



C Range: 0 - 360DEG
C Interval: 30.0DEG
Test Speed: HIGH
Temperature:25.3℃
Operators:zoe
Test Date:2024-12-24

Range: 0 - 180DEG
Interval: 1.0DEG
Test System:EVERFINE GO-SPEX500_V1 SYSTEM V2.00.461
Humidity:65.0%
Test Distance:3.160m [K=1.0000]
Remarks: LAMP:NF2W757GRT-V4 Ra:90
LENS:KY-XLZ148-24R
NOT DRIVER:48V
30minutes warm-up

ZONAL FLUX DIAGRAM

ZONAL FLUX DIAGRAM:

	C0	C45	C90	C135	C180	C225	C270	C315		zone	total	%lum,lamp
10	2297	2414	2470	2457	2400	2282	2239	2248	0- 10	262.7	262.7	25.1,15.4
20	939.8	1053	1152	1165	1110	999.0	926.7	905.5	10- 20	451.1	713.8	68.1,41.8
30	218.5	246.2	261.3	263.5	261.4	245.2	223.3	225.2	20- 30	260.1	973.8	93,57
40	29.04	30.85	28.36	26.91	27.42	30.97	34.90	34.37	30- 40	62.19	1036	98.9,60.6
50	5.095	3.790	3.172	3.081	4.248	4.046	4.946	4.875	40- 50	10.21	1046	99.9,61.2
60	0.1425	0.1087	0.0849	0.0982	0.1233	0.1372	0.1508	0.1447	50- 60	1.080	1047	100,61.3
70	0.0427	0.0279	0.0285	0.0270	0.0367	0.0337	0.0365	0.0333	60- 70	0.0538	1047	100,61.3
80	0.0355	0.0202	0.0266	0.0209	0.0342	0.0230	0.0331	0.0214	70- 80	0.0299	1047	100,61.3
90	0	0	0	0	0	0	0	0	80- 90	0.0229	1047	100,61.3
100	0	0	0	0	0	0	0	0	90-100	0	1047	100,61.3
110	0	0	0	0	0	0	0	0	100-110	0	1047	100,61.3
120	0	0	0	0	0	0	0	0	110-120	0	1047	100,61.3
130	0	0	0	0	0	0	0	0	120-130	0	1047	100,61.3
140	0	0	0	0	0	0	0	0	130-140	0	1047	100,61.3
150	0	0	0	0	0	0	0	0	140-150	0	1047	100,61.3
160	0	0	0	0	0	0	0	0	150-160	0	1047	100,61.3
170	0	0	0	0	0	0	0	0	160-170	0	1047	100,61.3
180	0	0	0	0	0	0	0	0	170-180	0	1047	100,61.3
DEG	LUMINOUS INTENSITY:cd									UNIT:lm		

C Range: 0 - 360DEG
C Interval: 30.0DEG
Test Speed: HIGH
Temperature:25.3℃
Operators:zoe
Test Date:2024-12-24

Range: 0 - 180DEG
Interval: 1.0DEG
Test System:EVERFINE GO-SPEX500_V1 SYSTEM V2.00.461
Humidity:65.0%
Test Distance:3.160m [K=1.0000]
Remarks: LAMP:NF2W757GRT-V4 Ra:90
LENS:KY-XLZ148-24R
NOT DRIVER:48V
30minutes warm-up

LUMINANCE LIMITATION CURVES

Test:U:47.997V I:0.3306A P:15.868W PF:1.0000 Freq:49.99Hz
Lamp Flux:1709.4x1 lm

NAME: OZ48-KD-16

TYPE:

WEIGHT:

SPEC.: 3000K

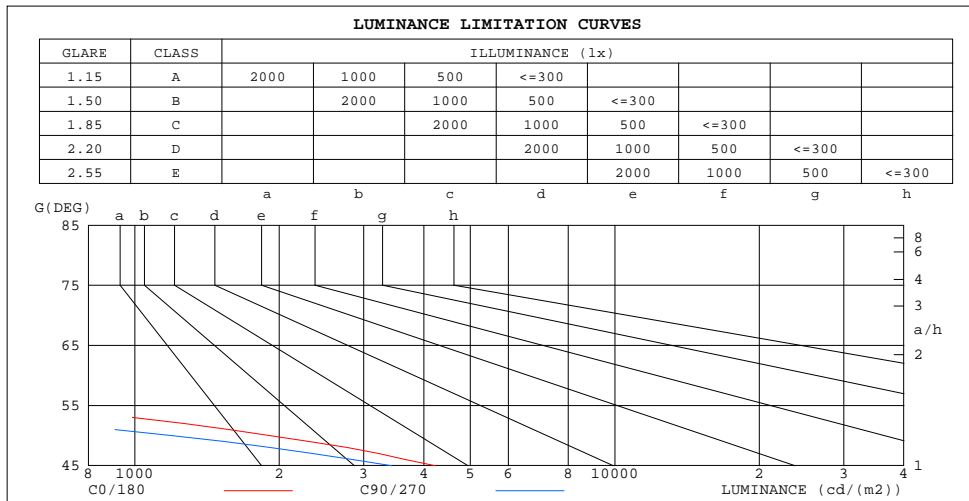
DIM.:

SERIAL No.: 2412241505

MFR.: RISE

SUR.: 0.00413m2

Shielding Angle:



LUMINANCE cd/(m2)		
G(180)	C0/180	C90/270
85	89	74
80	49	37
75	34	27
70	30	20
65	30	20
60	69	41
55	513	235
50	1915	1196
45	4232	3431

C Range: 0 - 360DEG
C Interval: 30.0DEG
Test Speed: HIGH
Temperature:25.3℃
Operators:zoe
Test Date:2024-12-24

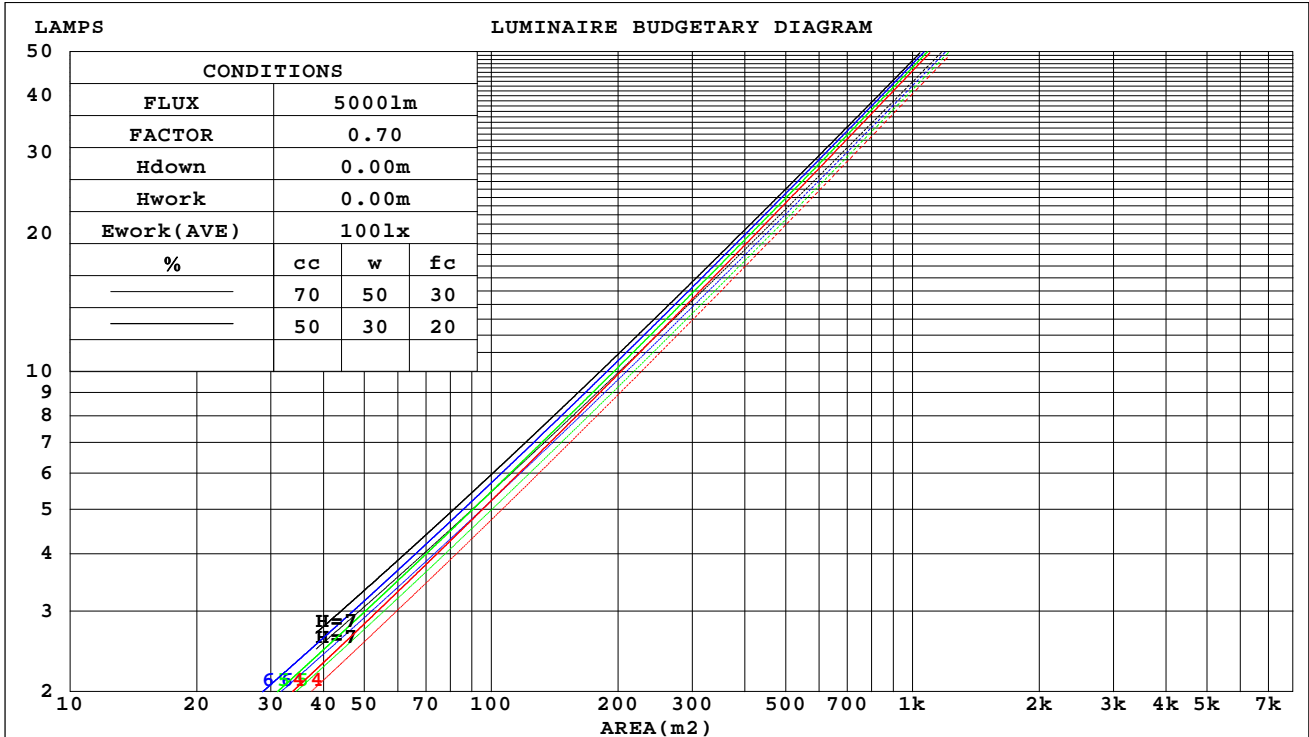
Range: 0 - 180DEG
Interval: 1.0DEG
Test System:EVERFINE GO-SPEX500_V1 SYSTEM V2.00.461
Humidity:65.0%
Test Distance:3.160m [K=1.0000]
Remarks: LAMP:NF2W757GRT-V4 Ra:90
LENS:KY-XLZ148-24R
NOT DRIVER:48V
30minutes warm-up

CU AND LUMINAIRE BUDGETARY ESTIMATE DIAGRAM

Test:U:47.997V I:0.3306A P:15.868W PF:1.0000 Freq:49.99Hz
Lamp Flux:1709.4x1 lm

NAME: OZ48-KD-16	TYPE:	WEIGHT:
SPEC.: 3000K	DIM.:	SERIAL No.: 2412241505
MFR.: RISE	SUR.: 0.00413m2	Shielding Angle:

cc	80%			70%			50%			30%			10%			0
w	50%	30%	10%	50%	30%	10%	50%	30%	10%	50%	30%	10%	50%	30%	10%	0
fc	20%			20%			20%			20%			20%			0
RCR	RCR:Room Cavity Ratio															



C Range: 0 - 360DEG
C Interval: 30.0DEG
Test Speed: HIGH
Temperature:25.3℃
Operators:zoe
Test Date:2024-12-24

Range: 0 - 180DEG
Interval: 1.0DEG
Test System:EVERFINE GO-SPEX500_V1 SYSTEM V2.00.461
Humidity:65.0%
Test Distance:3.160m [K=1.0000]
Remarks: LAMP:NF2W757GRT-V4 Ra:90
LENS:KY-XLZ148-24R
NOT DRIVER:48V
30minutes warm-up

WEC AND CCEC

Test:U:47.997V I:0.3306A P:15.868W PF:1.0000 Freq:49.99Hz Lamp Flux:1709.4x1 lm		
NAME: OZ48-KD-16	TYPE:	WEIGHT:
SPEC.: 3000K	DIM.:	SERIAL No.: 2412241505
MFR.: RISE	SUR.: 0.00413m2	Shielding Angle:

cc	80%			70%			50%			30%			10%			0
w	50%	30%	10%	50%	30%	10%	50%	30%	10%	50%	30%	10%	50%	30%	10%	0
fc	20%			20%			20%			20%			20%			0
RCR	RCR:Room Cavity Ratio Wall Exitance Coefficients(WEC)															
0.0																
1.0	.090	.051	.016	.086	.049	.016	.078	.045	.014	.071	.041	.013	.065	.037	.012	
2.0	.084	.046	.014	.081	.044	.014	.074	.041	.013	.069	.038	.012	.063	.036	.011	
3.0	.079	.042	.013	.076	.041	.012	.071	.038	.012	.066	.036	.011	.061	.034	.011	
4.0	.074	.039	.011	.072	.038	.011	.068	.036	.011	.063	.034	.010	.060	.032	.010	
5.0	.071	.036	.010	.069	.035	.010	.065	.034	.010	.061	.032	.010	.058	.031	.009	
6.0	.067	.034	.010	.065	.033	.010	.062	.032	.009	.059	.031	.009	.056	.029	.009	
7.0	.064	.032	.009	.063	.031	.009	.060	.030	.009	.057	.029	.008	.054	.028	.008	
8.0	.061	.030	.008	.060	.030	.008	.057	.029	.008	.055	.028	.008	.053	.027	.008	
9.0	.059	.028	.008	.058	.028	.008	.055	.027	.008	.053	.027	.008	.051	.026	.008	
10.0	.056	.027	.008	.055	.027	.007	.053	.026	.007	.051	.026	.007	.050	.025	.007	

cc	80%			70%			50%			30%			10%			0
w	50%	30%	10%	50%	30%	10%	50%	30%	10%	50%	30%	10%	50%	30%	10%	0
fc	20%			20%			20%			20%			20%			0
RCR	RCR:Room Cavity Ratio Ceiling Cavity Exitance Coefficients(CCEC)															
0.0	.117	.117	.117	.100	.100	.100	.068	.068	.068	.039	.039	.039	.013	.013	.013	
1.0	.104	.097	.090	.089	.083	.078	.061	.057	.054	.035	.033	.031	.011	.011	.010	
2.0	.093	.081	.072	.080	.070	.062	.055	.048	.043	.031	.028	.025	.010	.009	.008	
3.0	.084	.069	.058	.072	.060	.050	.050	.042	.035	.029	.024	.021	.009	.008	.007	
4.0	.077	.060	.047	.066	.052	.041	.045	.036	.029	.026	.021	.017	.008	.007	.006	
5.0	.071	.053	.039	.061	.046	.034	.042	.032	.024	.024	.019	.014	.008	.006	.005	
6.0	.066	.047	.033	.056	.040	.029	.039	.028	.020	.023	.017	.012	.007	.005	.004	
7.0	.061	.042	.028	.053	.036	.025	.036	.025	.017	.021	.015	.010	.007	.005	.003	
8.0	.057	.038	.024	.049	.033	.021	.034	.023	.015	.020	.014	.009	.006	.004	.003	
9.0	.054	.034	.021	.047	.030	.018	.032	.021	.013	.019	.012	.008	.006	.004	.003	
10.0	.051	.032	.018	.044	.027	.016	.031	.019	.011	.018	.011	.007	.006	.004	.002	

C Range: 0 - 360DEG
C Interval: 30.0DEG
Test Speed: HIGH
Temperature:25.3℃
Operators:zoe
Test Date:2024-12-24

Range: 0 - 180DEG
Interval: 1.0DEG
Test System:EVERFINE GO-SPEX500_V1 SYSTEM V2.00.461
Humidity:65.0%
Test Distance:3.160m [K=1.0000]
Remarks: LAMP:NF2W757GRT-V4 Ra:90
LENS:KY-XLZ148-24R
NOT DRIVER:48V
30minutes warm-up

UGR(Unified Glare Rating) Table

Test:U:47.997V I:0.3306A P:15.868W PF:1.0000 Freq:49.99Hz Lamp Flux:1709.4x1 lm										
NAME: OZ48-KD-16					TYPE:			WEIGHT:		
SPEC.: 3000K					DIM.:			SERIAL No.: 2412241505		
MFR.: RISE					SUR.: 0.00413m2			Shielding Angle:		
ceiling/cavity	0.7	0.7	0.5	0.5	0.3	0.7	0.7	0.5	0.5	0.3
walls	0.5	0.3	0.5	0.3	0.3	0.5	0.3	0.5	0.3	0.3
working plane	0.2	0.2	0.2	0.2	0.2	0.2	0.2	0.2	0.2	0.2
Room dimensions	Viewed crosswise					Viewed endwise				
x = 2H y = 2H	8.4	9.2	8.6	9.3	9.5	8.5	9.2	8.7	9.4	9.5
3H	8.3	8.9	8.5	9.1	9.3	8.3	9.0	8.6	9.2	9.4
4H	8.2	8.8	8.5	9.0	9.3	8.3	8.9	8.5	9.1	9.3
6H	8.1	8.7	8.4	8.9	9.2	8.2	8.8	8.4	9.0	9.2
8H	8.1	8.6	8.4	8.9	9.1	8.1	8.7	8.4	8.9	9.2
12H	8.0	8.6	8.3	8.8	9.1	8.1	8.6	8.4	8.9	9.2
4H 2H	8.2	8.8	8.5	9.0	9.3	8.3	8.9	8.5	9.1	9.3
3H	8.0	8.6	8.3	8.8	9.1	8.1	8.6	8.4	8.9	9.2
4H	7.9	8.4	8.3	8.7	9.0	8.0	8.5	8.3	8.8	9.1
6H	7.8	8.3	8.2	8.6	8.9	7.9	8.3	8.2	8.7	9.0
8H	7.8	8.2	8.2	8.5	8.9	7.8	8.2	8.2	8.6	9.0
12H	7.7	8.1	8.1	8.5	8.9	7.8	8.2	8.2	8.5	8.9
8H 4H	7.8	8.2	8.2	8.5	8.9	7.8	8.2	8.2	8.6	9.0
6H	7.7	8.0	8.1	8.4	8.8	7.7	8.1	8.1	8.5	8.9
8H	7.6	7.9	8.0	8.3	8.8	7.7	8.0	8.1	8.4	8.8
12H	7.5	7.8	8.0	8.2	8.7	7.6	7.9	8.1	8.3	8.8
12H 4H	7.7	8.1	8.1	8.5	8.9	7.8	8.2	8.2	8.5	8.9
6H	7.6	7.9	8.0	8.3	8.8	7.7	8.0	8.1	8.4	8.8
8H	7.5	7.8	8.0	8.2	8.7	7.6	7.9	8.1	8.3	8.8
Variations with the observer position at spacings(CIE Pub.117):										
S = 1.0H	+ 3.5 / -23.8					+ 4.1 / -25.6				
1.5H	+ 5.8 / -18.7					+ 6.6 / -20.1				
2.0H	+ 7.3 / -20.2					+ 7.5 / -19.7				

CIE Pub.117, 1709 lm Total Lamp Luminous Flux Correct (8log(F/F0) = 1.9)
Area: 0.00413 m2

C Range: 0 - 360DEG
C Interval: 30.0DEG
Test Speed: HIGH
Temperature:25.3℃
Operators:zoe
Test Date:2024-12-24

Range: 0 - 180DEG
Interval: 1.0DEG
Test System:EVERFINE GO-SPEX500_V1 SYSTEM V2.00.461
Humidity:65.0%
Test Distance:3.160m [K=1.0000]
Remarks: LAMP:NF2W757GRT-V4 Ra:90
LENS:KY-XLZ148-24R
NOT DRIVER:48V
30minutes warm-up

UTILIZATION FACTORS TABLE

Test:U:47.997V I:0.3306A P:15.868W PF:1.0000 Freq:49.99Hz Lamp Flux:1709.4x1 lm		
NAME: OZ48-KD-16	TYPE:	WEIGHT:
SPEC.: 3000K	DIM.:	SERIAL No.: 2412241505
MFR.: RISE	SUR.: 0.00413m2	Shielding Angle:

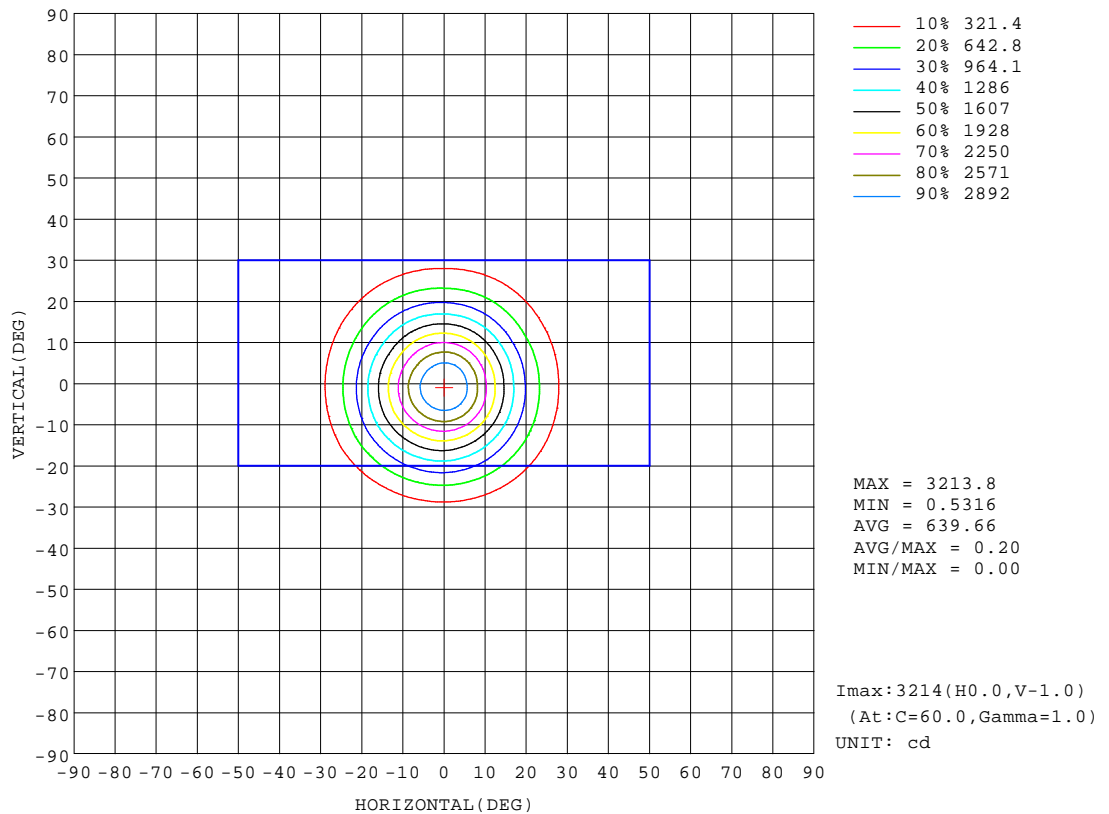
REFLECTANCE										
Ceiling	0.8	0.8	0.8	0.7	0.7	0.7	0.5	0.5	0.5	0
Walls	0.7	0.5	0.3	0.7	0.5	0.3	0.7	0.5	0.3	0
Working plane	0.2	0.2	0.2	0.2	0.2	0.2	0.2	0.2	0.2	0
ROOM INDEX	UTILIZATION FACTORS(PERCENT) $k(RI) \times RCR = 5$									
k = 0.60	56	52	50	55	52	50	55	52	50	48
0.80	60	57	55	60	57	55	59	56	54	52
1.00	62	59	57	62	59	57	61	59	57	55
1.25	64	62	60	64	61	59	63	61	59	57
1.50	66	63	62	65	63	61	64	62	61	58
2.00	67	65	63	66	64	63	65	63	62	59
2.50	68	66	64	67	65	64	65	64	63	59
3.00	69	67	66	68	66	65	66	65	64	60
4.00	70	69	67	69	68	67	67	66	65	61
5.00	71	70	69	70	69	68	67	66	66	61
ROOM INDEX	UF(total)									Direct
According to DIN EN 13032-2 2004			Suspended					SHRNOM = 1.25		

C Range: 0 - 360DEG
C Interval: 30.0DEG
Test Speed: HIGH
Temperature:25.3℃
Operators:zoe
Test Date:2024-12-24

Range: 0 - 180DEG
Interval: 1.0DEG
Test System:EVERFINE GO-SPEX500_V1 SYSTEM V2.00.461
Humidity:65.0%
Test Distance:3.160m [K=1.0000]
Remarks: LAMP:NF2W757GRT-V4 Ra:90
LENS:KY-XLZ148-24R
NOT DRIVER:48V
30minutes warm-up

ISOCANDELA DIAGRAM

Test:U:47.997V I:0.3306A P:15.868W PF:1.0000 Freq:49.99Hz Lamp Flux:1709.4x1 lm		
NAME: OZ48-KD-16	TYPE:	WEIGHT:
SPEC.: 3000K	DIM.:	SERIAL No.: 2412241505
MFR.: RISE	SUR.: 0.00413m2	Shielding Angle:

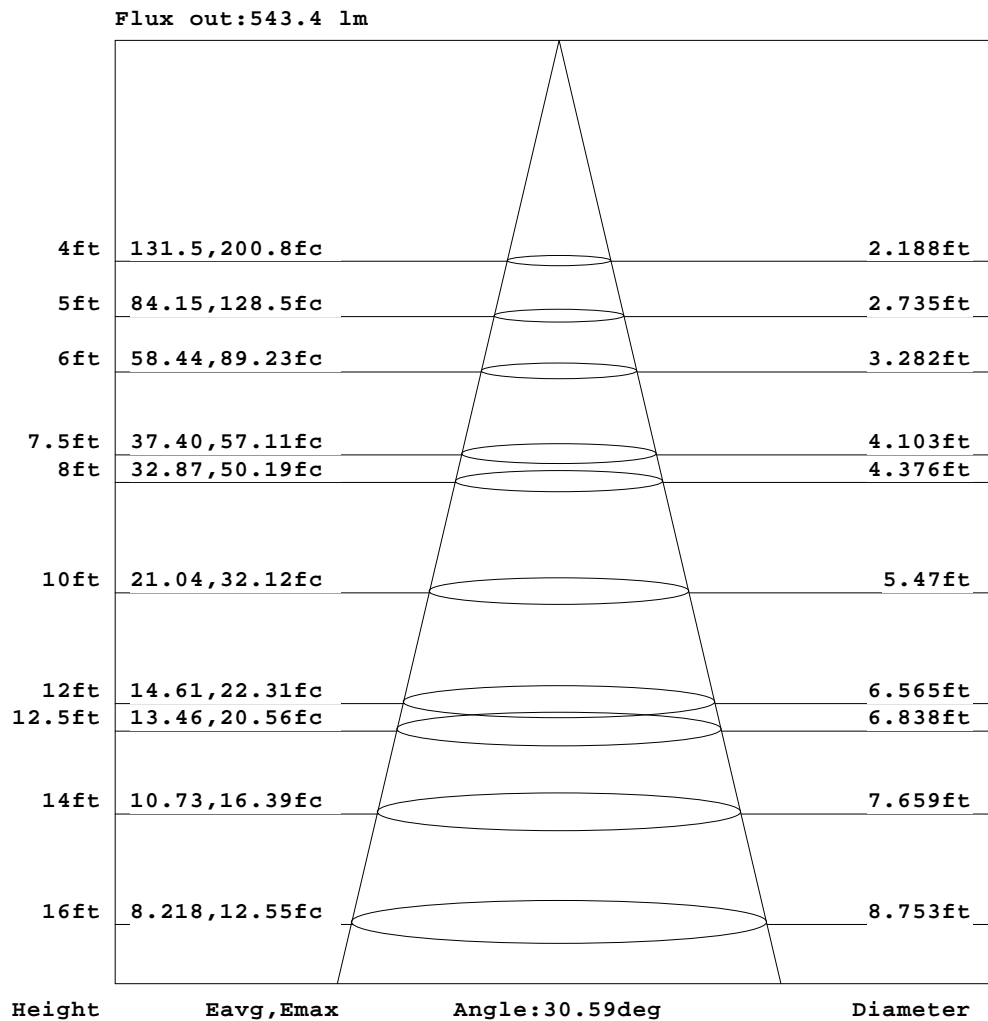


C Range: 0 - 360DEG
C Interval: 30.0DEG
Test Speed: HIGH
Temperature:25.3℃
Operators:zoe
Test Date:2024-12-24

Range: 0 - 180DEG
Interval: 1.0DEG
Test System:EVERFINE GO-SPEX500_V1 SYSTEM V2.00.461
Humidity:65.0%
Test Distance:3.160m [K=1.0000]
Remarks: LAMP:NF2W757GRT-V4 Ra:90
LENS:KY-XLZ148-24R
NOT DRIVER:48V
30minutes warm-up

AAI Figure

Test:U:47.997V I:0.3306A P:15.868W PF:1.0000 Freq:49.99Hz Lamp Flux:1709.4x1 lm		
NAME: OZ48-KD-16	TYPE:	WEIGHT:
SPEC.: 3000K	DIM.:	SERIAL No.: 2412241505
MFR.: RISE	SUR.: 0.00413m2	Shielding Angle:



Note: The Curves indicate the illuminated area and the average illumination when the luminaire is at different distance.

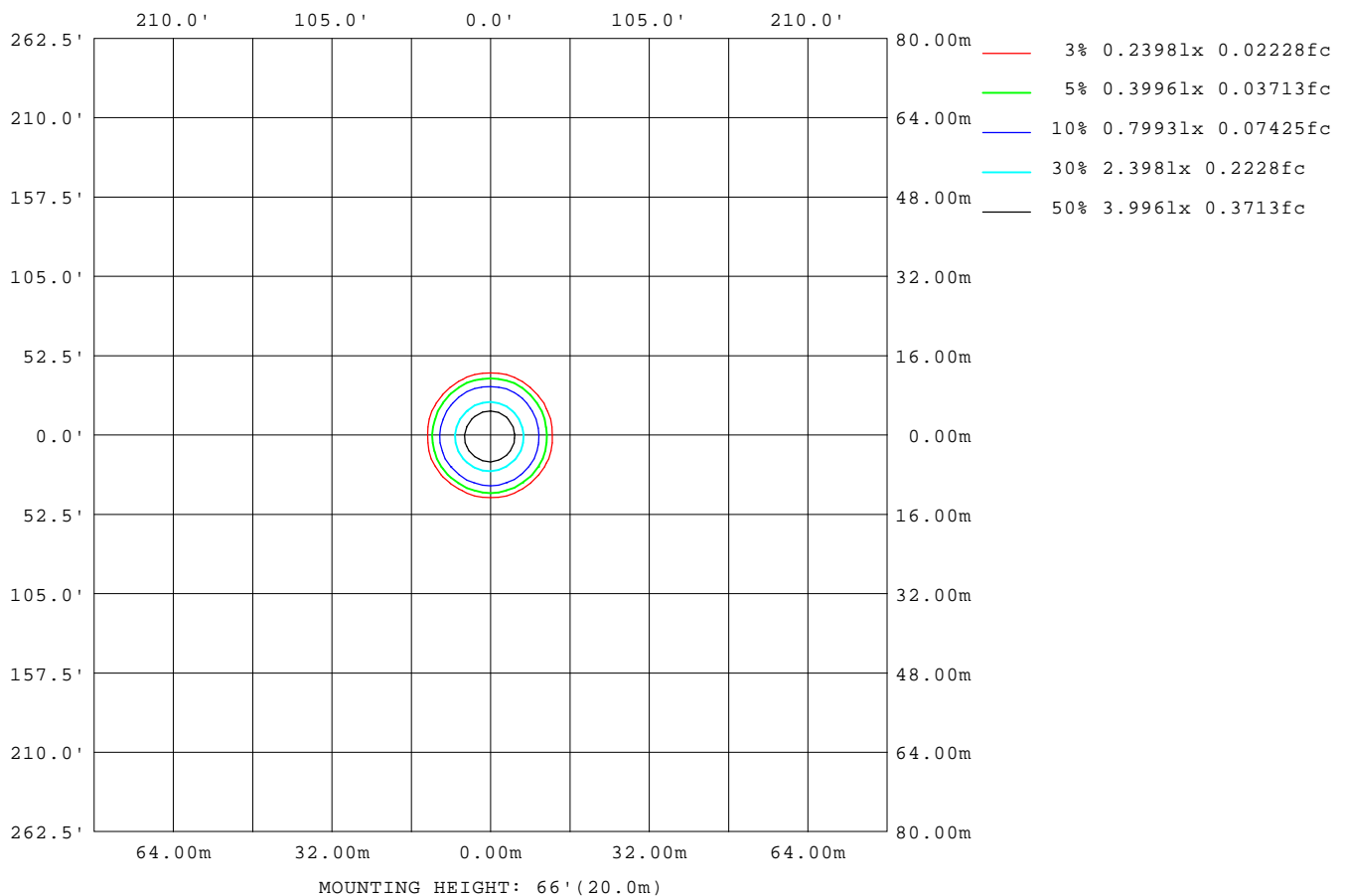
C Range: 0 - 360DEG
C Interval: 30.0DEG
Test Speed: HIGH
Temperature: 25.3 °C
Operators: zoe
Test Date: 2024-12-24

Range: 0 - 180DEG
Interval: 1.0DEG
Test System: EVERFINE GO-SPEX500_V1 SYSTEM V2.00.461
Humidity: 65.0%
Test Distance: 3.160m [K=1.0000]
Remarks: LAMP: NF2W757GRT-V4 Ra: 90
LENS: KY-XLZ148-24R
NOT DRIVER: 48V
30minutes warm-up



ISOLUX DIAGRAM

Test:U:47.997V I:0.3306A P:15.868W PF:1.0000 Freq:49.99Hz Lamp Flux:1709.4x1 lm		
NAME: OZ48-KD-16	TYPE:	WEIGHT:
SPEC.: 3000K	DIM.:	SERIAL No.: 2412241505
MFR.: RISE	SUR.: 0.00413m2	Shielding Angle:



C Range: 0 - 360DEG
C Interval: 30.0DEG
Test Speed: HIGH
Temperature: 25.3 °C
Operators: zoe
Test Date: 2024-12-24

Range: 0 - 180DEG
Interval: 1.0DEG
Test System: EVERFINE GO-SPEX500_V1 SYSTEM V2.00.461
Humidity: 65.0%
Test Distance: 3.160m [K=1.0000]
Remarks: LAMP: NF2W757GRT-V4 Ra: 90
LENS: KY-XLZ148-24R
NOT DRIVER: 48V
30minutes warm-up

LED Avg.L Report

Test:U:47.997V I:0.3306A P:15.868W PF:1.0000 Freq:49.99Hz Lamp Flux:1709.4x1 lm		
NAME: OZ48-KD-16	TYPE:	WEIGHT:
SPEC.: 3000K	DIM.:	SERIAL No.: 2412241505
MFR.: RISE	SUR.: 0.00413m2	Shielding Angle:

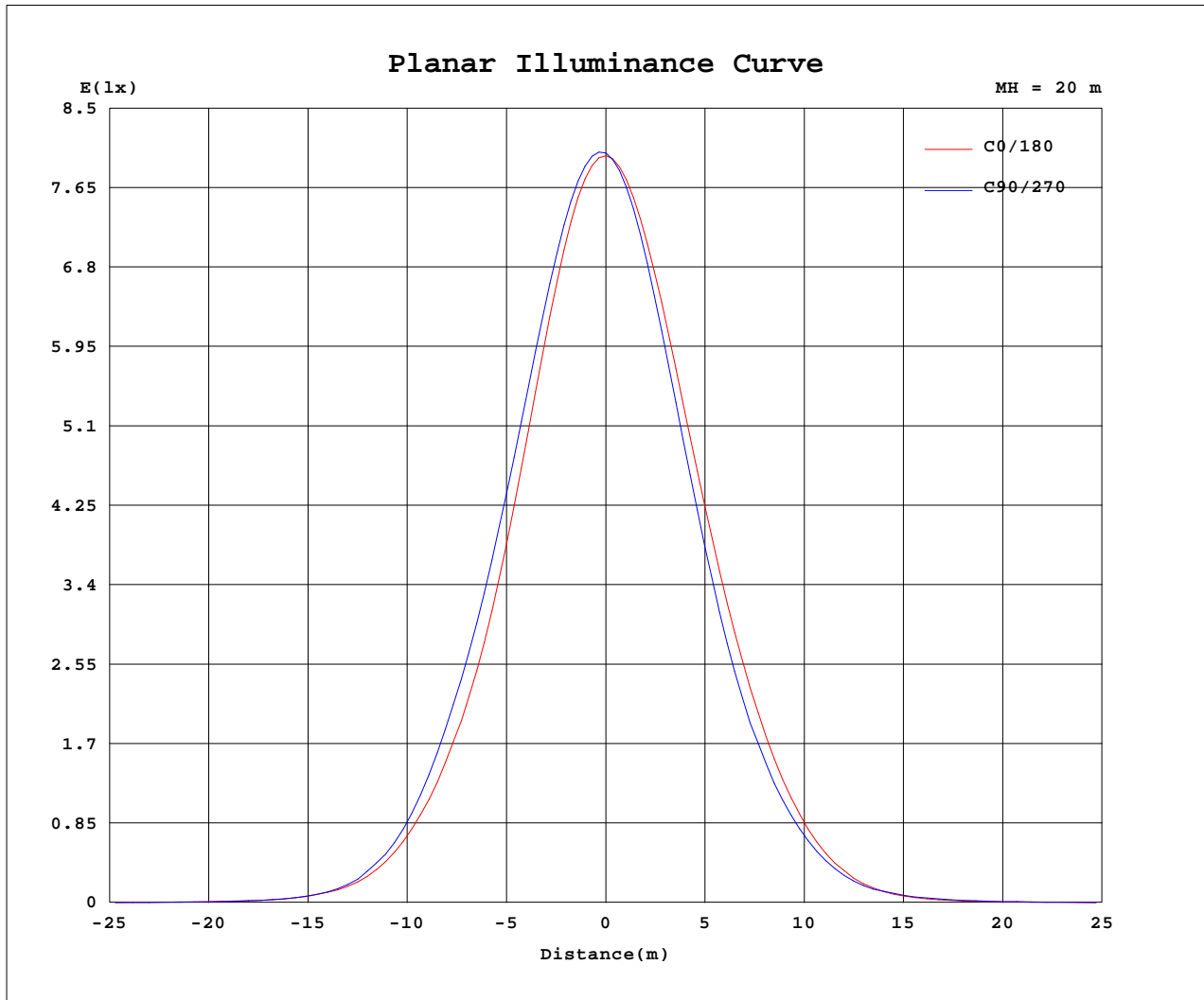
AvgL	cd/m2
L_0~180(65)av	27
L_0~180(75)av	32
L_0~180(85)av	87
L_90~270(65)av	22
L_90~270(75)av	29
L_90~270(85)av	81
L_45(65)av	22
L_45(75)av	23
L_45(85)av	47

Standard: GB/T 29293-2012

C Range: 0 - 360DEG
C Interval: 30.0DEG
Test Speed: HIGH
Temperature:25.3℃
Operators:zoe
Test Date:2024-12-24

Range: 0 - 180DEG
Interval: 1.0DEG
Test System:EVERFINE GO-SPEX500_V1 SYSTEM V2.00.461
Humidity:65.0%
Test Distance:3.160m [K=1.0000]
Remarks: LAMP:NF2W757GRT-V4 Ra:90
LENS:KY-XLZ148-24R
NOT DRIVER:48V
30minutes warm-up

Planar Illuminance Curve



C Range: 0 - 360DEG
 C Interval: 30.0DEG
 Test Speed: HIGH
 Temperature: 25.3 °C
 Operators: zoe
 Test Date: 2024-12-24

Range: 0 - 180DEG
 Interval: 1.0DEG
 Test System: EVERFINE GO-SPEX500_V1 SYSTEM V2.00.461
 Humidity: 65.0%
 Test Distance: 3.160m [K=1.0000]
 Remarks: LAMP: NF2W757GRT-V4 Ra: 90
 LENS: KY-XLZ148-24R
 NOT DRIVER: 48V
 30minutes warm-up



LUMINOUS DISTRIBUTION INTENSITY DATA

Test:U:47.997V I:0.3306A P:15.868W PF:1.0000 Freq:49.99Hz Lamp Flux:1709.4x1 lm		
NAME: OZ48-KD-16	TYPE:	WEIGHT:
SPEC.: 3000K	DIM.:	SERIAL No.: 2412241505
MFR.: RISE	SUR.: 0.00413m2	Shielding Angle:

Table--1

UNIT: cd

C(DEG) (DEG)	0	30	60	90	120	150	180	210	240	270	300	330						
0	3204	3204	3204	3204	3204	3204	3204	3204	3204	3204	3204	3204						
5	2956	3010	3036	3035	3017	2997	2967	2911	2888	2889	2905	2925						
10	2297	2384	2444	2470	2465	2449	2400	2305	2258	2239	2241	2254						
15	1546	1644	1723	1785	1793	1789	1733	1622	1576	1533	1524	1507						
20	940	1016	1091	1152	1166	1164	1110	1023	975	927	916	895						
25	507	550	590	618	626	639	607	557	532	503	506	481						
30	218	246	246	261	253	274	261	249	241	223	233	218						
35	82.4	90.6	86.7	84.4	82.6	91.7	86.5	89.9	82.6	87.8	83.7	88.2						
40	29.0	33.7	28.0	28.4	24.1	29.8	27.4	32.0	29.9	34.9	31.9	36.8						
45	12.4	12.7	10.4	10.0	8.77	10.0	10.2	11.7	11.4	14.1	12.7	15.0						
50	5.09	4.21	3.37	3.17	2.75	3.41	4.25	4.10	3.99	4.95	4.60	5.15						
55	1.22	0.76	0.56	0.56	0.48	0.66	1.03	0.82	0.77	0.92	0.84	0.93						
60	0.14	0.12	0.10	0.08	0.09	0.11	0.12	0.14	0.14	0.15	0.15	0.14						
65	0.05	0.04	0.03	0.03	0.03	0.04	0.04	0.05	0.04	0.04	0.04	0.04						
70	0.04	0.03	0.03	0.03	0.03	0.03	0.04	0.04	0.03	0.04	0.03	0.04						
75	0.04	0.03	0.02	0.03	0.02	0.02	0.03	0.03	0.03	0.03	0.02	0.03						
80	0.04	0.02	0.02	0.03	0.02	0.02	0.03	0.02	0.02	0.03	0.02	0.02						
85	0.03	0.02	0.02	0.03	0.02	0.02	0.03	0.02	0.02	0.03	0.02	0.02						
90	0.00	0.00	0.00	0.00	0.00	0.00	0.00	0.00	0.00	0.00	0.00	0.00						
95	0.00	0.00	0.00	0.00	0.00	0.00	0.00	0.00	0.00	0.00	0.00	0.00						
100	0.00	0.00	0.00	0.00	0.00	0.00	0.00	0.00	0.00	0.00	0.00	0.00						
105	0.00	0.00	0.00	0.00	0.00	0.00	0.00	0.00	0.00	0.00	0.00	0.00						
110	0.00	0.00	0.00	0.00	0.00	0.00	0.00	0.00	0.00	0.00	0.00	0.00						
115	0.00	0.00	0.00	0.00	0.00	0.00	0.00	0.00	0.00	0.00	0.00	0.00						
120	0.00	0.00	0.00	0.00	0.00	0.00	0.00	0.00	0.00	0.00	0.00	0.00						
125	0.00	0.00	0.00	0.00	0.00	0.00	0.00	0.00	0.00	0.00	0.00	0.00						
130	0.00	0.00	0.00	0.00	0.00	0.00	0.00	0.00	0.00	0.00	0.00	0.00						
135	0.00	0.00	0.00	0.00	0.00	0.00	0.00	0.00	0.00	0.00	0.00	0.00						
140	0.00	0.00	0.00	0.00	0.00	0.00	0.00	0.00	0.00	0.00	0.00	0.00						
145	0.00	0.00	0.00	0.00	0.00	0.00	0.00	0.00	0.00	0.00	0.00	0.00						
150	0.00	0.00	0.00	0.00	0.00	0.00	0.00	0.00	0.00	0.00	0.00	0.00						
155	0.00	0.00	0.00	0.00	0.00	0.00	0.00	0.00	0.00	0.00	0.00	0.00						
160	0.00	0.00	0.00	0.00	0.00	0.00	0.00	0.00	0.00	0.00	0.00	0.00						
165	0.00	0.00	0.00	0.00	0.00	0.00	0.00	0.00	0.00	0.00	0.00	0.00						
170	0.00	0.00	0.00	0.00	0.00	0.00	0.00	0.00	0.00	0.00	0.00	0.00						
175	0.00	0.00	0.00	0.00	0.00	0.00	0.00	0.00	0.00	0.00	0.00	0.00						
180	0.00	0.00	0.00	0.00	0.00	0.00	0.00	0.00	0.00	0.00	0.00	0.00						

C Range: 0 - 360DEG
C Interval: 30.0DEG
Test Speed: HIGH
Temperature:25.3℃
Operators:zoe
Test Date:2024-12-24

Range: 0 - 180DEG
Interval: 1.0DEG
Test System:EVERFINE GO-SPEX500_V1 SYSTEM V2.00.461
Humidity:65.0%
Test Distance:3.160m [K=1.0000]
Remarks: LAMP:NF2W757GRT-V4 Ra:90
LENS:KY-XLZ148-24R
NOT DRIVER:48V
30minutes warm-up